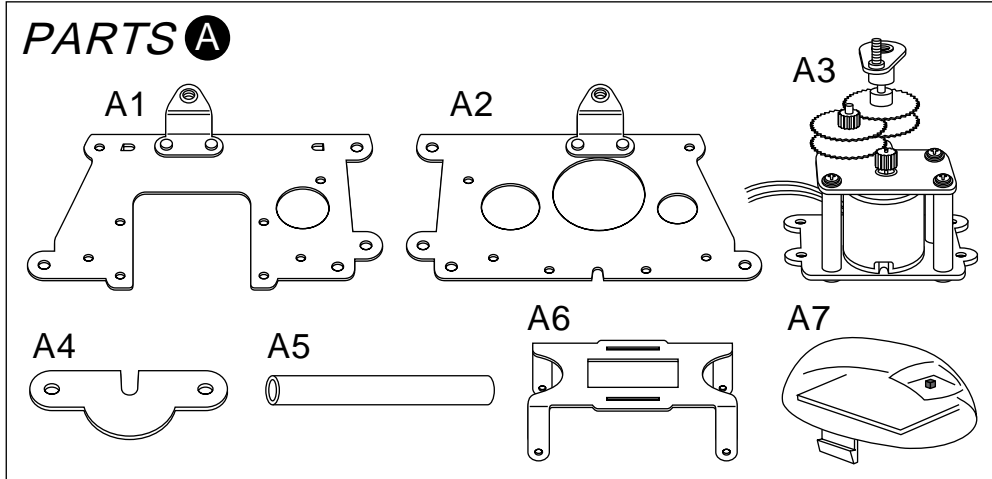


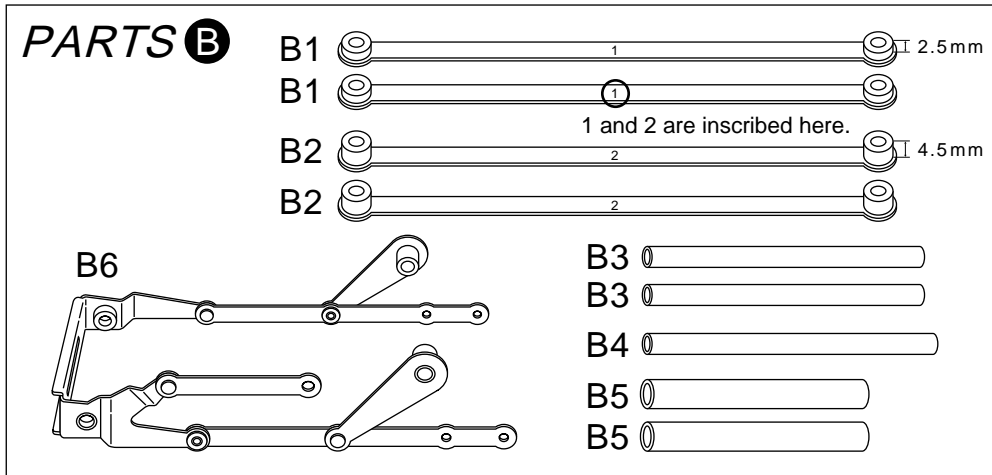
PARTS A

- A1 / body
- A2 / body
- A3 / motor for drive
- A4 / gear shaft retainer
- A5 / threaded pipe (48×6mm X 1)
- A6 / light sensor
- A7 / sensor holder



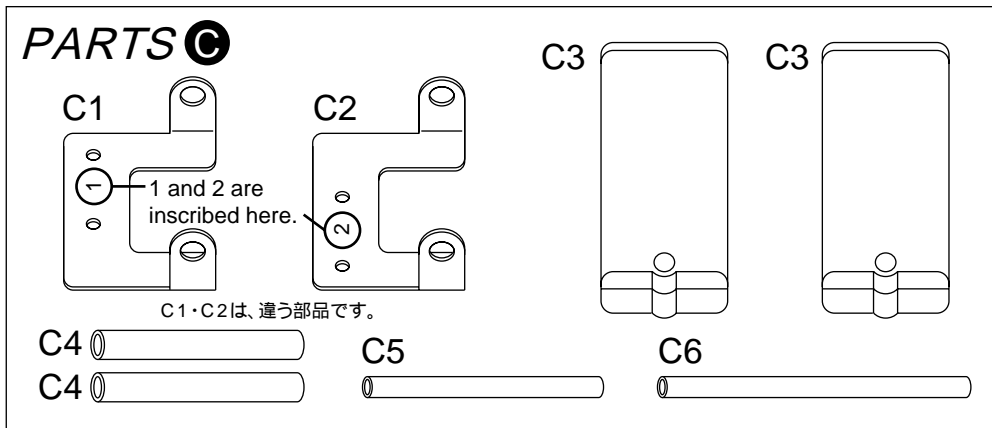
PARTS B

- B1 / rank bar (2)
- B2 / crank bar (2)
- B3 / threaded long pipe (60×4mm X 2)
- B4 / threaded long pipe (64×4mm X 1)
- B5 / pipe (48×6mm X 2)
- B6 / vertical crank



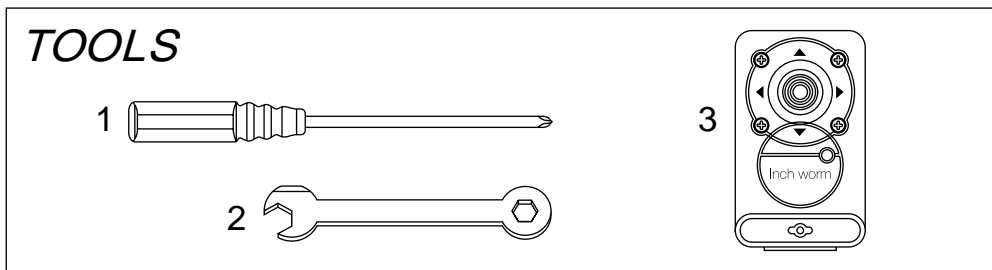
PARTS C

- C1 / battery box holder
- C2 / battery box holder
- C3 / battery box (2)
- C4 / pipe (48×6mm X 2)
- C5 / threaded long pipe (52×4mm X 1)
- C6 / threaded long pipe (70×4mm X 1)



TOOLS

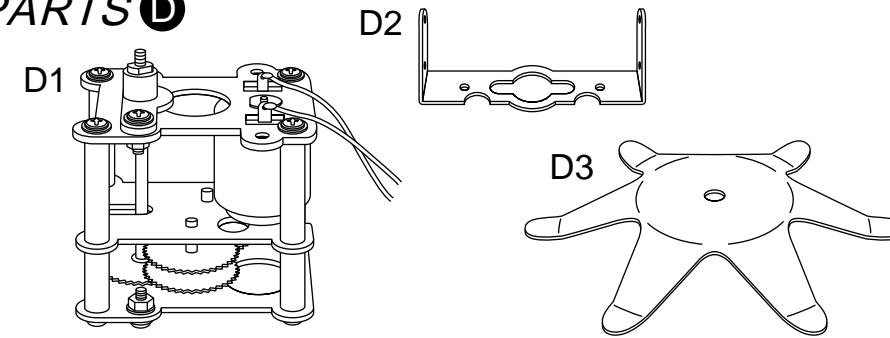
- 1 / screwdriver (cross-headed tip)
- 2 / wrench
- 3 / remote control



Please note that shapes of parts may appear slightly different from the illustrations.

Parts List Mechamo Series Inch worm

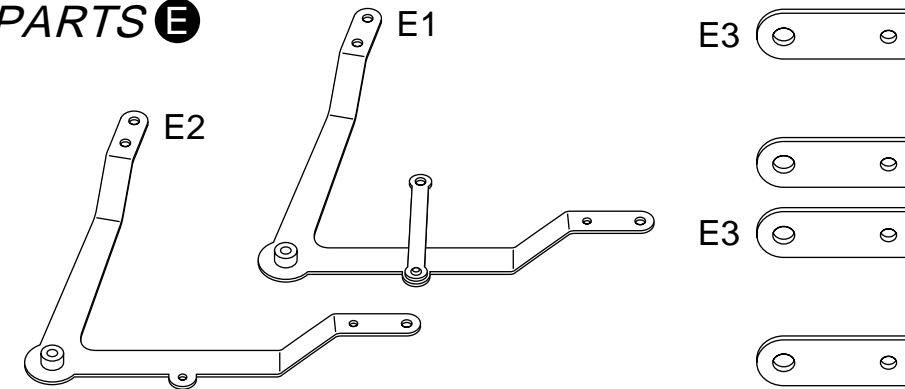
PARTS D



PARTS D

- D1 / motor for turn
- D2 / vertical crank holder
- D3 / legs for turn

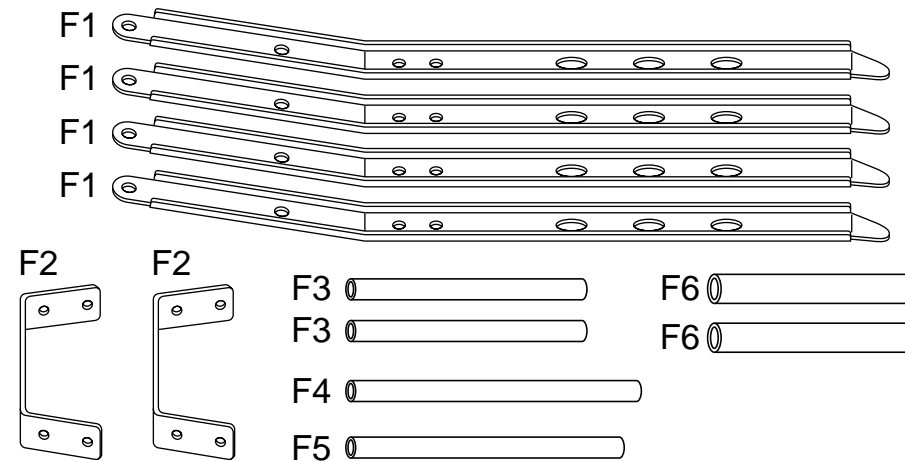
PARTS E



PARTS E

- E1 / V-crank
- E2 / V-crank
- E3 / V-crank connector (2)

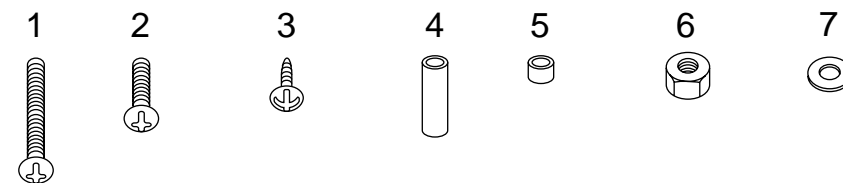
PARTS F



PARTS F

- F1 / leg (4)
- F2 / leg connector (2)
- F3 / threaded long pipe (52×4mm X 2)
- F4 / threaded long pipe (64×4mm X 1)
- F5 / threaded long pipe (60×4mm X 1)
- F6 / pipe (48×6mm X 2)

PARTS



PARTS

- 1 / screw (15mm)
- 2 / screw (8mm)
- 3 / self-tapping screw (4)
- 4 / bush (7.5mm X 2)
- 5 / bush (2mm X 2)
- 6 / nut
- 7 / washer

Notice : There are some extra screws, washers, nut and bushes for spare.